

Job Name:	Contractor:
Job Location:	P.O. Number:
Engineer:	Representative:
Tag:	Wholesale Distributor:

SPECIFICATIONS

The Apollo® Model DC40 Double Check Valve assembly shall prevent contamination of the potable water supply due to back-siphonage or backpressure from substances that are objectionable, but non-health hazards. The bronze body shall be configured with individually-accessible top-access check valves including top-mounted test cocks. The replaceable seat rings shall be glass-filled Noryl® and the reversible seat discs shall be silicone rubber. The Apollo® domestic shut-off ball valves shall have stainless steel handles. The pressure drop across the assembly shall be documented by USC's FCCC&HR approval curves.

FEATURES

- Low pressure loss
- Corrosion resistant
- Top-mounted test cocks for easy testing
- Replaceable seats & reversible silicone seat discs
- Apollo® ball valves w/ SS handles & nuts standard
- MADE IN THE USA

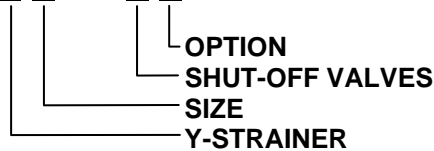


DIMENSIONS (in.) – WEIGHTS (lbs.)

Size	3/4"	1"	1 1/4"	1 1/2"	2"
A	13	14 3/4	20 3/4	21 3/8	23 1/8
B	7 1/4	7 1/4	12 3/8	12 3/8	12 3/8
C	5 1/2	5 1/2	6 3/8	6 3/8	6 3/8
D	2 7/8	3 1/8	4 1/8	4 1/2	4 7/8
Wt.	8.8	9.5	23.2	25.7	31.5

ORDERING INFORMATION

4 0 - 1 X X - T X X



Y-STRAINER

- 0 – None (Standard) 1 – With Y-Strainer

SIZE

- 4 – 3/4" 5 – 1" 6 – 1 1/4"
 7 – 1 1/2" 8 – 2"

SHUT-OFF VALVES (Inlet x Outlet)

- 1 – Less ball valves (UL Classified)
 2 – With Apollo® ball valves
 4 – With union-end Apollo® ball valves

OPTIONS

- F – SAE flare test cock fittings (3/4" & 1" only)
 LL – Locking Lever Handles on Apollo® ball valves

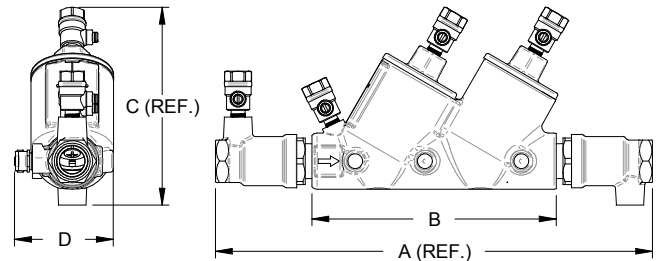
APPROVALS

ASSE® 1015, CSA® B64.5, IAPMO, USC's FCCC & HR, AWWA C-510 and UL*

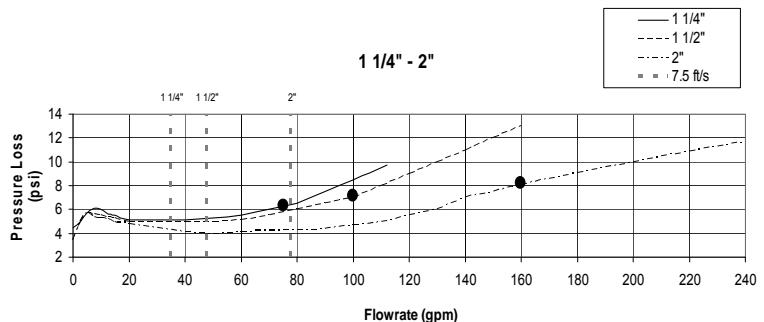
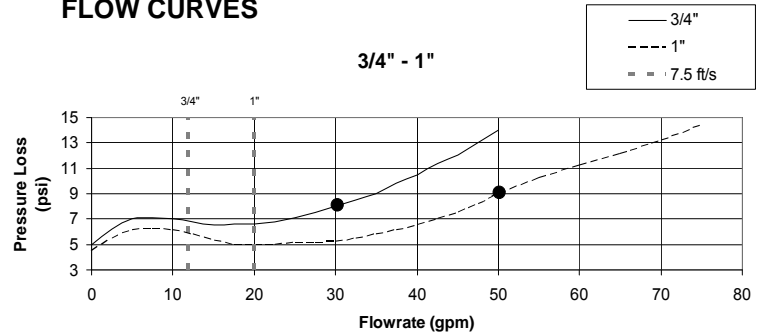
*UL-Classified less ball valves only

PERFORMANCE RATING

Maximum Working Pressure 175 psi
 Hydrostatic Test Pressure 350 psi
 Temperature Range 33 °F – 180 °F



FLOW CURVES



Conbraco Industries, Inc. 701 Matthews Mint Hill Rd. Matthews NC 28105 USA; www.apollovalves.com; 704-841-6000

This specification is provided for reference only. Conbraco reserves the right to change any portion of this specification without notice and without incurring obligation to make such changes to Conbraco products previously or subsequently sold.